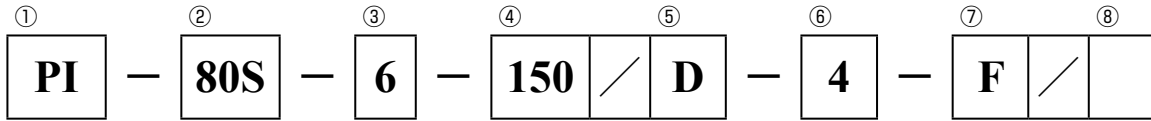


Product Code • This is the product code for MYDEX PI series.



## ① Model Number

Code	Description of Code
<b>PI</b>	<b>P</b> arallel <b>I</b> ndexer

## ② Center Distance (Size) / Output Shaft Type

S			F
50S	100S	200S	160F
63S	125S	200S	200F
80S	160S		250F

The alphabet on the left table suggests center distances (sizes) and output shaft types.

Output shaft type : S → Shaft Type

F → Flange Type

## ③ Number of Stops

Number of Stops							
1	2	3	4	5	6	8	

## ④ Cam Index Angle

Cam Index Angle							
90	120	150	180	210	240	270	300

## ⑤ Faces of Mounting Tapped Holes

No need for tapped holes	Need for tapped holes					
N	A	B	C	D	E	F

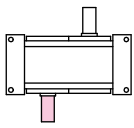
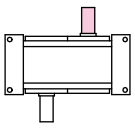
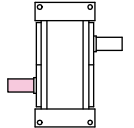
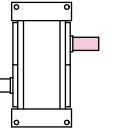
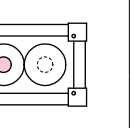
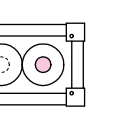
Size 50 - 125

- Face C, D, E, and F are pre-machined with through-holes.
- For recommended positions of tapped holes on face A and B, please refer to the dimensions.
- Please specify if the mounting method is required to change on face C, D, E and F (from through-holes to tapped holes).

Size 160 - 250

- Please specify the required faces. For recommended machining positions, please refer to the dimensions.

## ⑥ Mounting Positions ( ● : Output Shaft)

Style 1 (Face A)	Style 2 (Face B)	Style 3 (Face C)	Style 4 (Face D)	Style 5 (Face E)	Style 6 (Face F)
Up ↑  Down Face A	Up ↑  Down Face B	Up ↑  Down Face C	Up ↑  Down Face D	Up ↑  Down Face E	Up ↑  Down Face F

- direction of gravitational force is specified.

## ⑦ Machining Faces of Oil Plug

No need for Machining	Need for Machining					
N	A	B	C	D	E	F

Size 50 - 125

- It is pre-machined on face C and F. For recommended machining positions, please refer to the dimensions.

Size 160 - 250

- For recommended machining positions, please refer to the dimensions.

## ⑧ Special Specifications

SD	Standard Specs
SP	Special Specs